

Henley Global Mobility Report 2024 July

July 2024

H&P Henley & Partners

About the Firm



55 +
Offices worldwide

25 +
Years leading the sector

40 +
Investment migration
options

25,000 +
Clients advised

15 +
Government advisory
mandates

USD 12 billion +
Foreign direct investment
raised

Global Presence — Over 55 Offices Worldwide



About the Henley Passport Index





































- Most authoritative ranking of all the world's passports according to the number of destinations their holders can access without a prior visa
- 199 passports and 227 travel destinations
- Historical data spanning 19 years
- Based on exclusive and official data from the International Air Transport Association (IATA)



Powered by
International Air Transport Association













2024 July Henley Passport Index

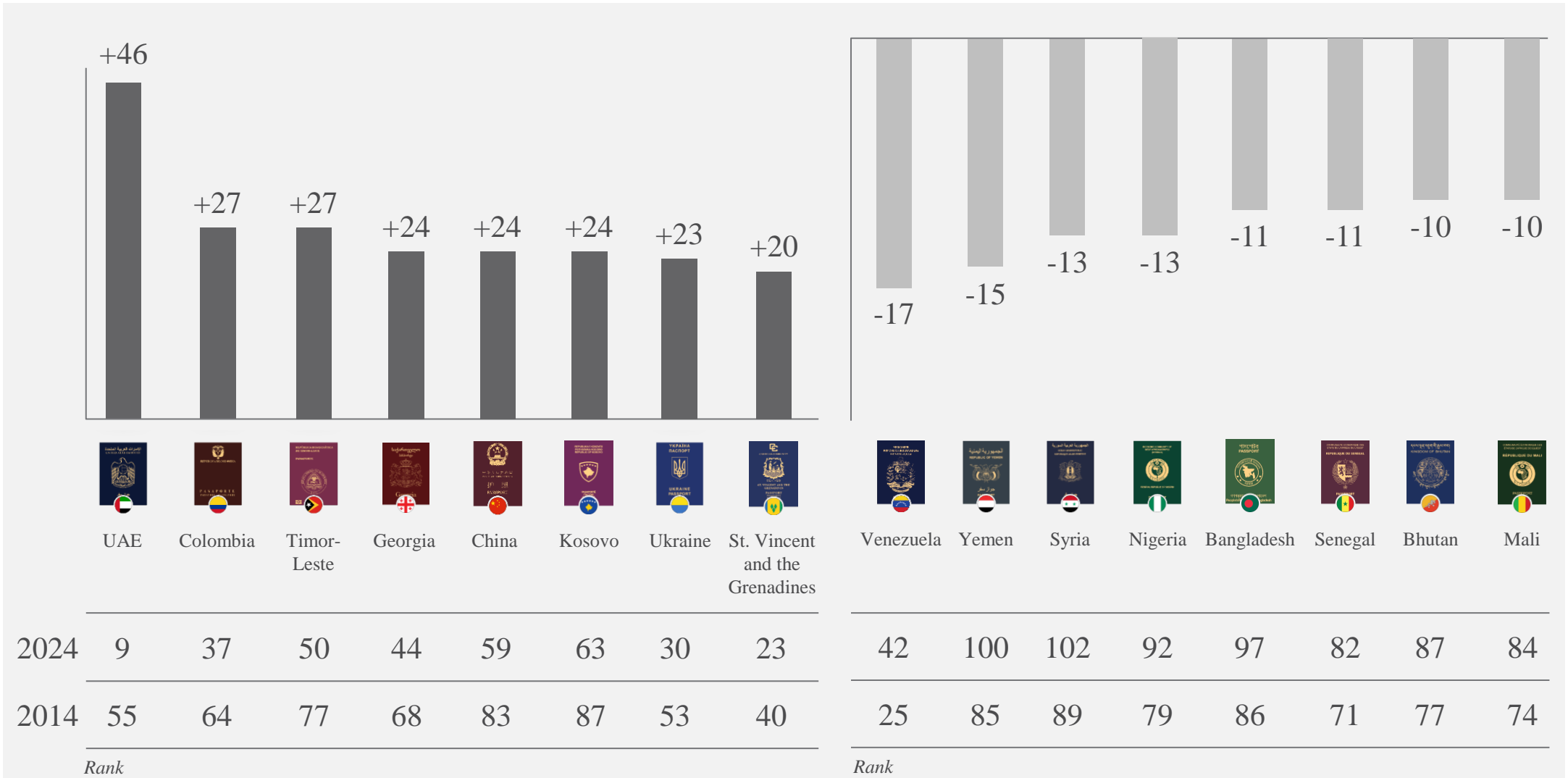
Rank	Passport	Visa-free score
1	 Singapore	195
2	 France	192
	 Germany	
	 Italy	
	 Japan	
	 Spain	
3	 Austria	191
	 Finland	
	 Ireland	
	 Luxembourg	
	 Netherlands	
	 South Korea	
	 Sweden	
4	 Belgium	190
	 Denmark	
	 New Zealand	
	 Norway	
	 Switzerland	
	 United Kingdom	
5	 Australia	189
	 Portugal	
6	 Greece	188
	 Poland	
7	 Canada	187
	 Czechia	
	 Hungary	
	 Malta	
8	 United States	186
9	 Estonia	185
	 Lithuania	
	 United Arab Emirates	
10	 Iceland	184
	 Latvia	
	 Slovakia	
	 Slovenia	
11	 Croatia	183
12	Liechtenstein	182
	Malaysia	
13	Cyprus	178
	Monaco	
14	Bulgaria	177
	Romania	
15	Chile	175
16	San Marino	172
17	Andorra	171
	Argentina	
	Brazil	
18	Hong Kong (SAR China)	170
	Israel	
19	Brunei	166
20	Barbados	165
21	Bahamas	161
22	Mexico	159
23	St. Kitts and Nevis	157
	St. Vincent and the Grenadines	
	Uruguay	
24	Seychelles	156
25	Vatican City	155
26	Antigua and Barbuda	153
27	Costa Rica	151
	Trinidad and Tobago	
28	Mauritius	150
29	Panama	149
30	St. Lucia	148
	Ukraine	
31	Grenada	147
	Paraguay	
32	Dominica	143
	Macao (SAR China)	
33	Peru	141
	Taiwan (Chinese Taipei)	
34	Serbia	140
35	El Salvador	136
36	Guatemala	135
37	Colombia	134
	Solomon Islands	
38	Honduras	133
39	Samoa (WS)	131
	Tonga	
40	Marshall Islands	129
41	North Macedonia	128
	Montenegro	
	Nicaragua	
	Tuvalu	
42	Kiribati	124
	Micronesia	
	Palau Islands	
	Venezuela	
43	Albania	123
	Bosnia and Herzegovina	
44	Georgia	122
	Moldova	
45	Russian Federation	116
	Turkey	
46	Qatar	107
47	South Africa	106
48	Belize	102
49	Kuwait	99
50	Timor-Leste	97
51	Ecuador	95
52	Maldives	94
53	Vanuatu	92
54	Fiji	90
55	Guyana	89
	Jamaica	
	Nauru	
56	Botswana	88
	Saudi Arabia	
57	Bahrain	87
58	Oman	86
59	China	85
	Papua New Guinea	
60	Thailand	82
61	Belarus	81
	Namibia	
62	Bolivia	80
63	Kosovo	79
	Lesotho	
	Suriname	
64	Kazakhstan	77
	eSwatini	
65	Indonesia	76
66	Dominican Republic	75
	Kenya	
	Malawi	
67	Tanzania	73
68	Morocco	72
69	Azerbaijan	71
	The Gambia	
70	Uganda	70
	Zambia	
71	Cape Verde Islands	69
	Tunisia	
72	Armenia	68
	Ghana	
73	Philippines	67
74	Sierra Leone	66
75	Rwanda	65
	Zimbabwe	
76	Benin	64
	Kyrgyzstan	
	Mongolia	
	Mozambique	
77	Sao Tome and Principe	63
78	Cuba	62
	Uzbekistan	
79	Togo	61
80	Burkina Faso	60
	Gabon	
	Madagascar	
81	Cote d'Ivoire	59
	Guinea	
82	India	58
	Senegal	
	Tajikistan	
83	Equatorial Guinea	57
	Mauritania	
	Niger	
84	Algeria	55
	Guinea-Bissau	
	Jordan	
	Mali	
85	Comoro Islands	54
86	Cambodia	53
	Central African Republic	
	Chad	
	Haiti	
87	Angola	52
	Bhutan	
	Egypt	
88	Liberia	51
	Vietnam	
89	Burundi	50
	Cameroon	
	Congo (Rep.)	
	Turkmenistan	
90	Djibouti	49
	Laos	
91	Congo (Dem. Rep.)	46
	Ethiopia	
92	Lebanon	45
	Myanmar	
	Nigeria	
93	South Sudan	44
	Sri Lanka	
94	Iran	43
	Sudan	
95	Eritrea	42
96	North Korea	41
97	Bangladesh	40
	Palestinian Territory	
98	Libya	39
	Nepal	
99	Somalia	35
100	Pakistan	33
	Yemen	
101	Iraq	31
102	Syria	28
103	Afghanistan	26

Strongest Passports in July 2024

- Singapore reclaims its title as the world's most powerful passport in the latest ranking, with visa-free travel to a record-breaking 195 destinations
- France, Germany, Italy, Japan, and Spain drop to joint 2nd place, each with visa-free access to 192 destinations
- Austria, Finland, Ireland, Luxembourg, the Netherlands, South Korea, and Sweden form an unprecedented seven-nation cohort, each with visa-free access to 191 destinations, now sitting in 3rd place on the ranking

Rank	Passport	Visa-free score
1	 Singapore	195
2	 France	192
	 Germany	
	 Italy	
	 Japan	
	 Spain	
3	 Austria	191
	 Finland	
	 Ireland	
	 Luxembourg	
	 Netherlands	
	 South Korea	
	 Sweden	

Biggest Climbers and Fallers: 2014–2024



Disclaimer: The information provided here reflects the Henley Passport Index ranking on 10 January 2024, and in certain instances, coronavirus-related travel bans may take precedence over the visa information recorded here.

Southeast Asia:

Source Markets versus Top CBI Markets

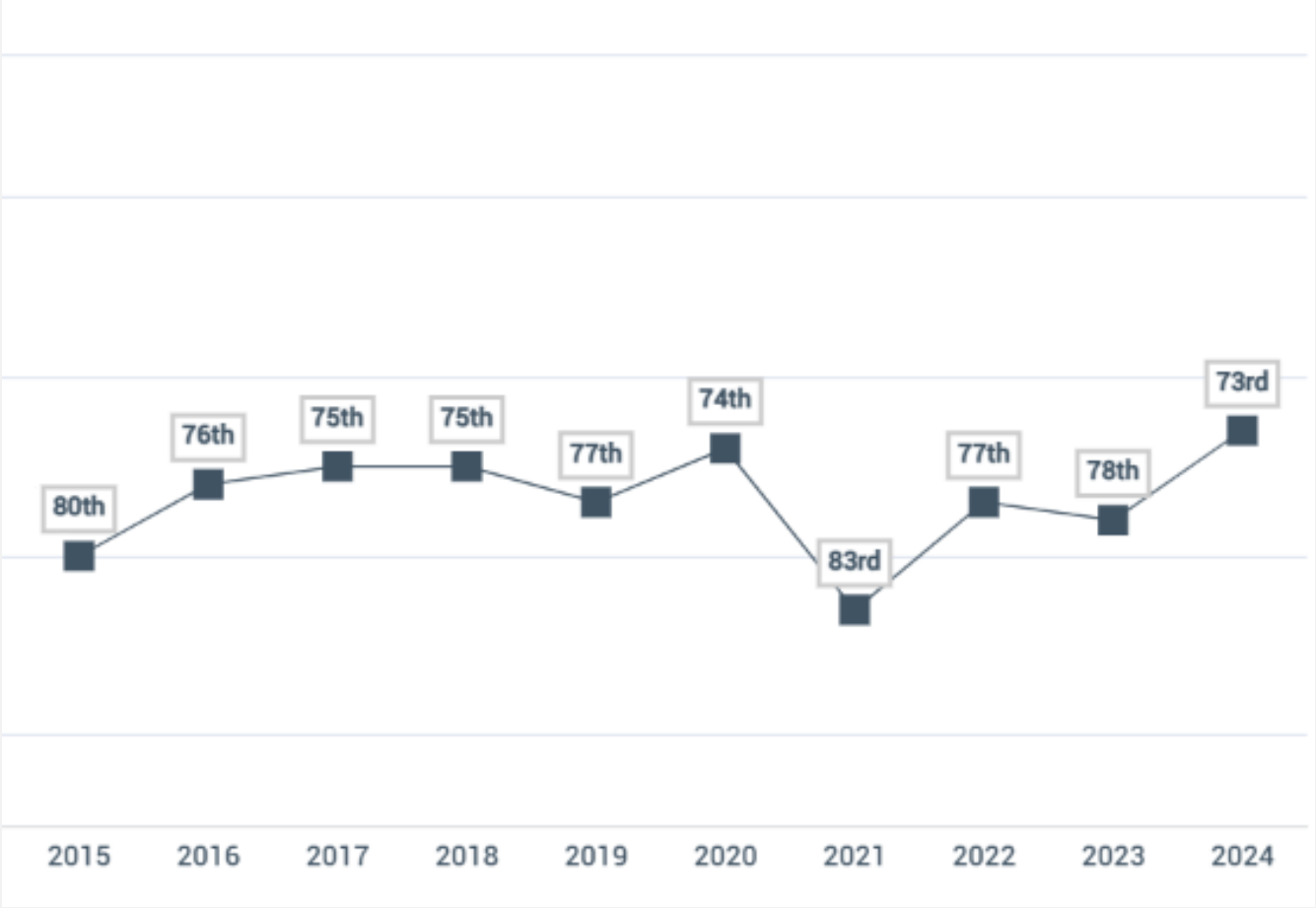
Asia-Pacific

Passport	Rank	Visa-free score
 Singapore	1	195
 Malaysia	12	182
 China	59	85
 Thailand	60	82
 Indonesia	65	76
 Philippines	73	67
 India	82	58
 Vietnam	88	51
 Sri Lanka	93	44
 Bangladesh	97	40
 Pakistan	100	33

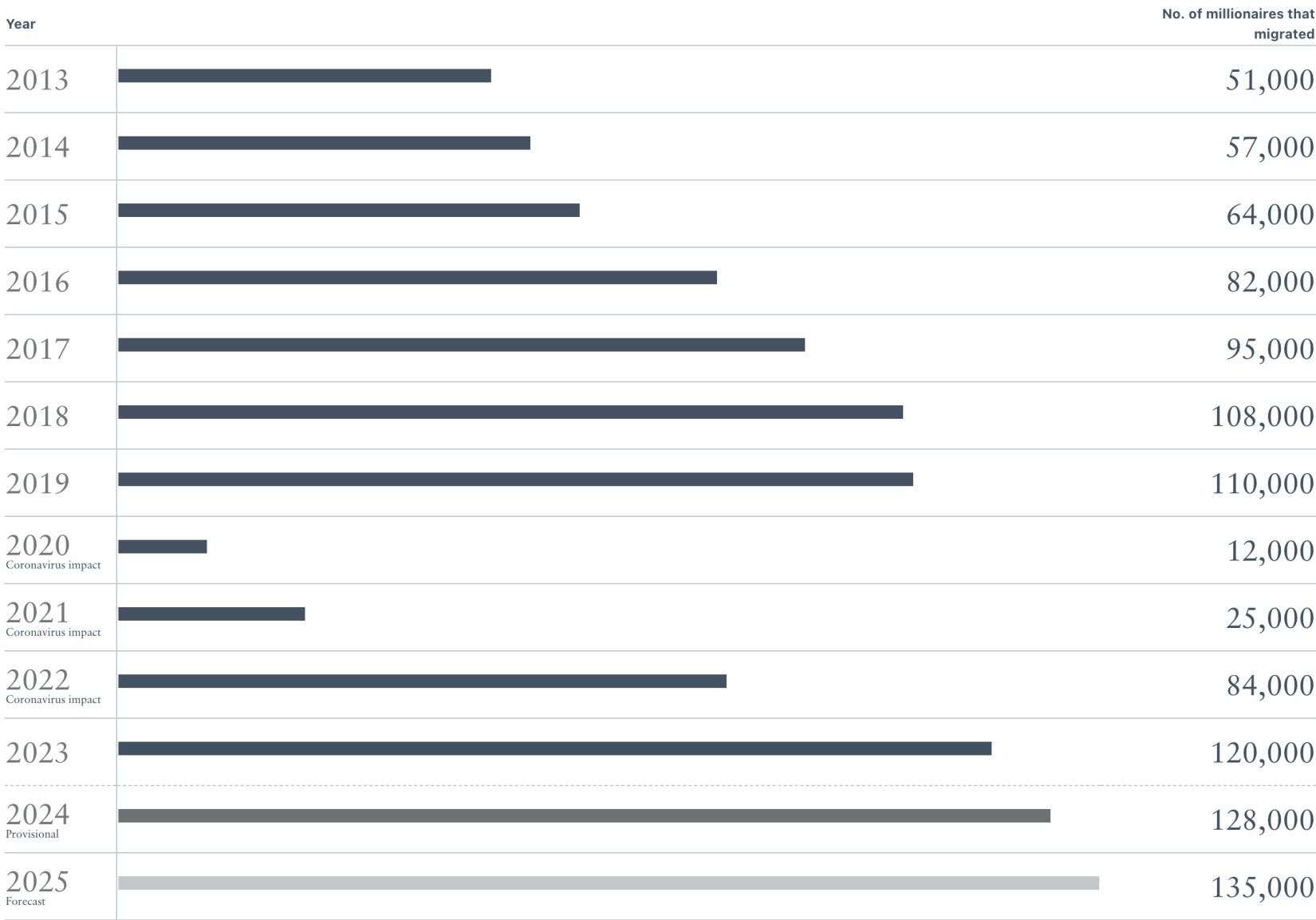
CBI Countries

Passport	Rank	Visa-free score
 Austria	3	191
 Malta	7	187
 St. Kitts and Nevis	23	157
 Antigua and Barbuda	26	153
 St. Lucia	30	148
 Grenada	31	147
 Dominica	32	143
 North Macedonia	41	128
 Türkiye	45	116
 Jordan	84	55
 Egypt	87	52











Philippines Passport Historical Ranking



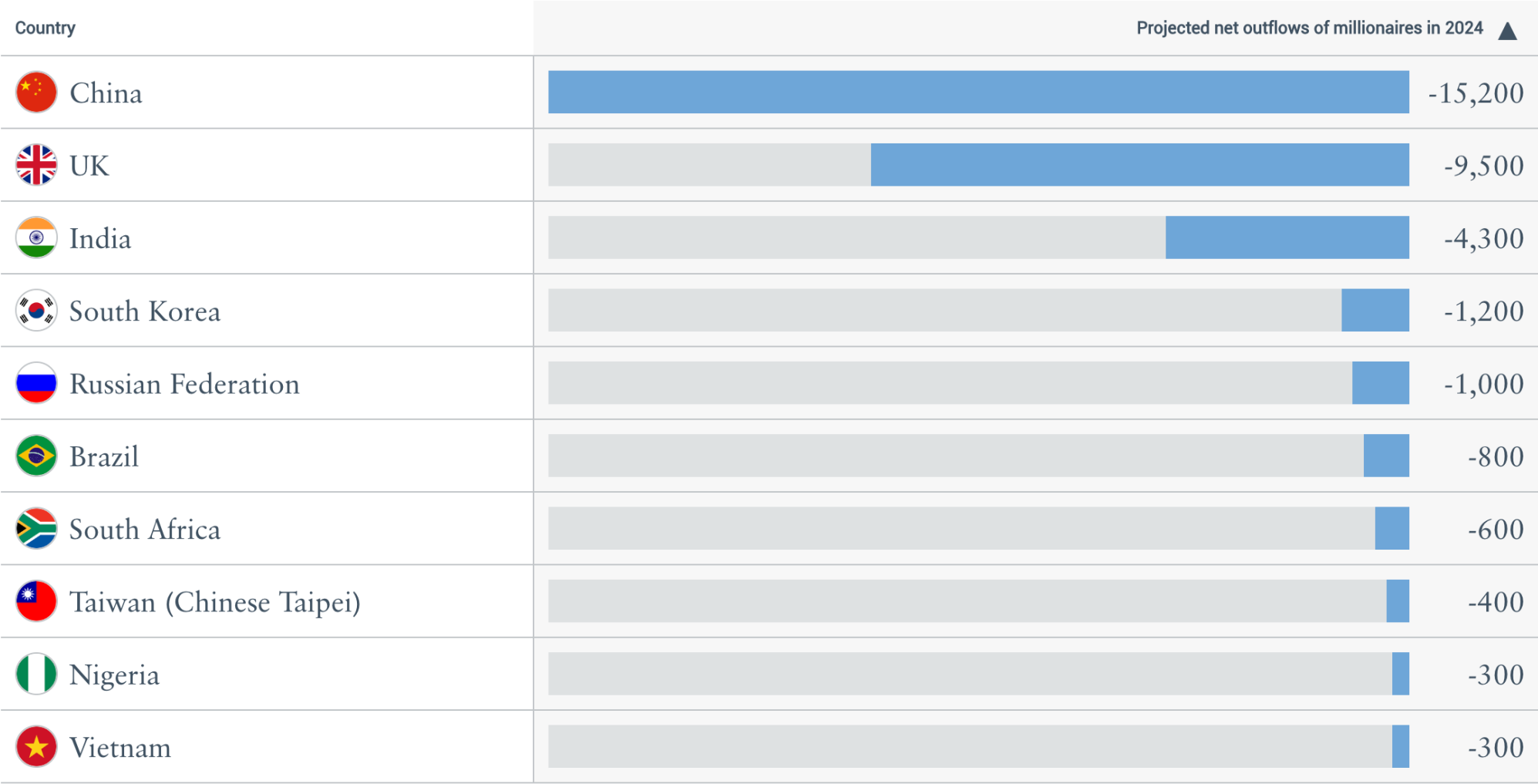
Global Wealth Migration



Top 10 Country Inflows

Country	Projected net inflows of millionaires in 2024 ▼	
 UAE	<div><div></div></div>	+6,700
 USA	<div><div></div></div>	+3,800
 Singapore	<div><div></div></div>	+3,500
 Canada	<div><div></div></div>	+3,200
 Australia	<div><div></div></div>	+2,500
 Italy	<div><div></div></div>	+2,200
 Switzerland	<div><div></div></div>	+1,500
 Greece	<div><div></div></div>	+1,200
 Portugal	<div><div></div></div>	+800
 Japan	<div><div></div></div>	+400

Top 10 Country Outflows




Source: New World Wealth

Leading Residence and Citizenship Programs

Americas

-  Canada
-  Costa Rica
-  Panama
-  United States of America

Caribbean

-  Antigua and Barbuda
-  Dominica
-  Grenada
-  St. Kitts and Nevis
-  St. Lucia

Middle East

-  Jordan
-  United Arab Emirates

Europe

- | | | |
|---|---|--|
|  Austria |  Latvia |  Portugal |
|  Cyprus |  Luxembourg |  Spain |
|  Greece |  Malta |  Switzerland |
|  Hungary |  Monaco |  Türkiye |
|  Italy |  Montenegro |  United Kingdom |
|  Jersey |  North Macedonia | |

Asia

-  Hong Kong
-  Malaysia
-  Singapore
-  Thailand










Africa

-  Egypt
-  Mauritius
-  Namibia


Australasia

-  Australia
-  New Zealand

Henley & Partners Opportunity Index

	Total opportunity score ▼	Earning potential ▼	Career advancement ▼	Top-tier employment prospects ▼	Premium education ▼	Economic mobility ▼	High livability ▼
 USA*	<div><div></div></div> 82%	93	86	94	74	74	68
 Australia*	<div><div></div></div> 75%	66	79	84	73	74	74
 Canada*	<div><div></div></div> 74%	67	79	84	71	73	72
 Spain*	<div><div></div></div> 63%	47	60	63	53	93	60
 Malta*	<div><div></div></div> 55%	43	54	68	34	75	55
 Portugal*	<div><div></div></div> 52%	46	42	47	43	74	61
 Indonesia	<div><div></div></div> 25%	23	16	29	29	15	41
 Vietnam	<div><div></div></div> 24%	29	14	26	26	6	41
 Philippines	<div><div></div></div> 23%	33	16	17	25	10	38

Contact Us



Scott Moore
Managing Director

Henley & Partners Singapore Pte Ltd.
Plus Building 20 Cecil Street #03-03/04
049705
Singapore

Telephone +65 9879 4047

scott.moore@henleyglobal.com

